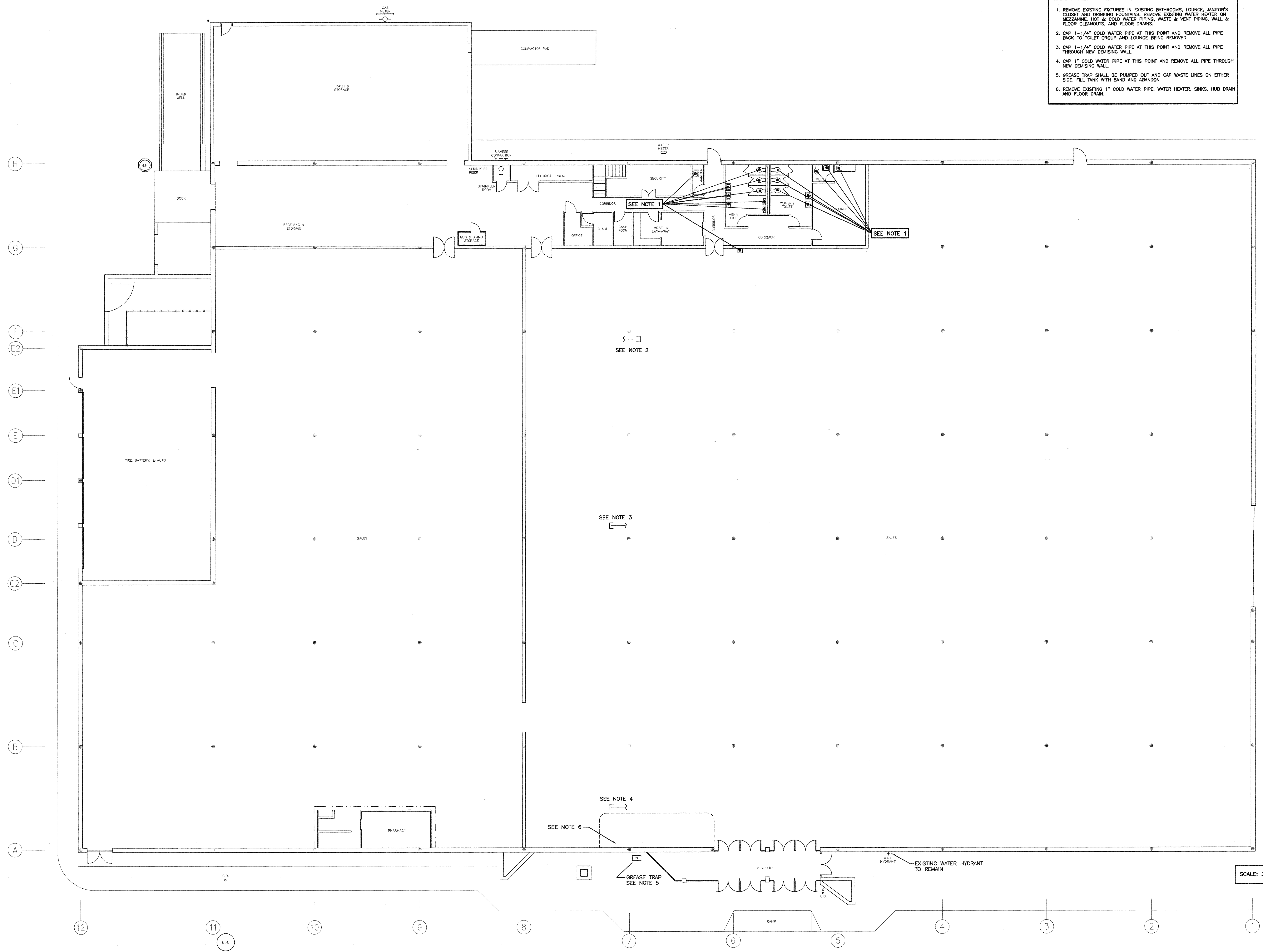




- PLUMBING DEMOLITION NOTES**
1. REMOVE EXISTING FIXTURES IN EXISTING BATHROOMS, LOUNGE, JANITOR'S CLOSET AND DRINKING FOUNTAINS. REMOVE EXISTING WATER HEATER ON MEZZANINE, HOT & COLD WATER PIPING, WASTE & VENT PIPING, WALL & FLOOR CLEANOUTS, AND FLOOR DRAINS.
 2. CAP 1-1/4" COLD WATER PIPE AT THIS POINT AND REMOVE ALL PIPE BACK TO TOILET GROUP AND LOUNGE BEING REMOVED.
 3. CAP 1-1/4" COLD WATER PIPE AT THIS POINT AND REMOVE ALL PIPE THROUGH NEW DEMISING WALL.
 4. CAP 1" COLD WATER PIPE AT THIS POINT AND REMOVE ALL PIPE THROUGH NEW DEMISING WALL.
 5. GREASE TRAP SHALL BE PUMPED OUT AND CAP WASTE LINES ON EITHER SIDE. FILL TANK WITH SAND AND ABANDON.
 6. REMOVE EXISTING 1" COLD WATER PIPE, WATER HEATER, SINKS, HUB DRAIN AND FLOOR DRAIN.



SCALE: 3/32"=1'-0"



Expiration: 7/31/99
Affixed: 2/17/99



2-5-99

RPDCG
RETAIL PLANNING DESIGN GROUP
 2801 WEST 171ST BOULEVARD • CHANDLER, TEXAS 75009 • (972) 351-1000 • FAX: (972) 351-8533

DAVID N. SHULTZ, P.E.
 P.E. No. 54119
 CIVIL ENGINEER

CONSULTANTS

PROJECT	K
LOCATION	CROSS ROADS MALL GREENVILLE, TEXAS
DESCRIPTION	WALMART CONVERSION

SHEET TITLE
 PLUMBING DEMOLITION PLAN

NO.	DATE	BY	CHKD.	REVISED
1				
2				
4				

INTERIOR PLANNING SHEET NUMBER
 1
OF 3 SHEETS
ARCHITECTURAL SHEET NUMBER
 P-3
OF 3 SHEETS