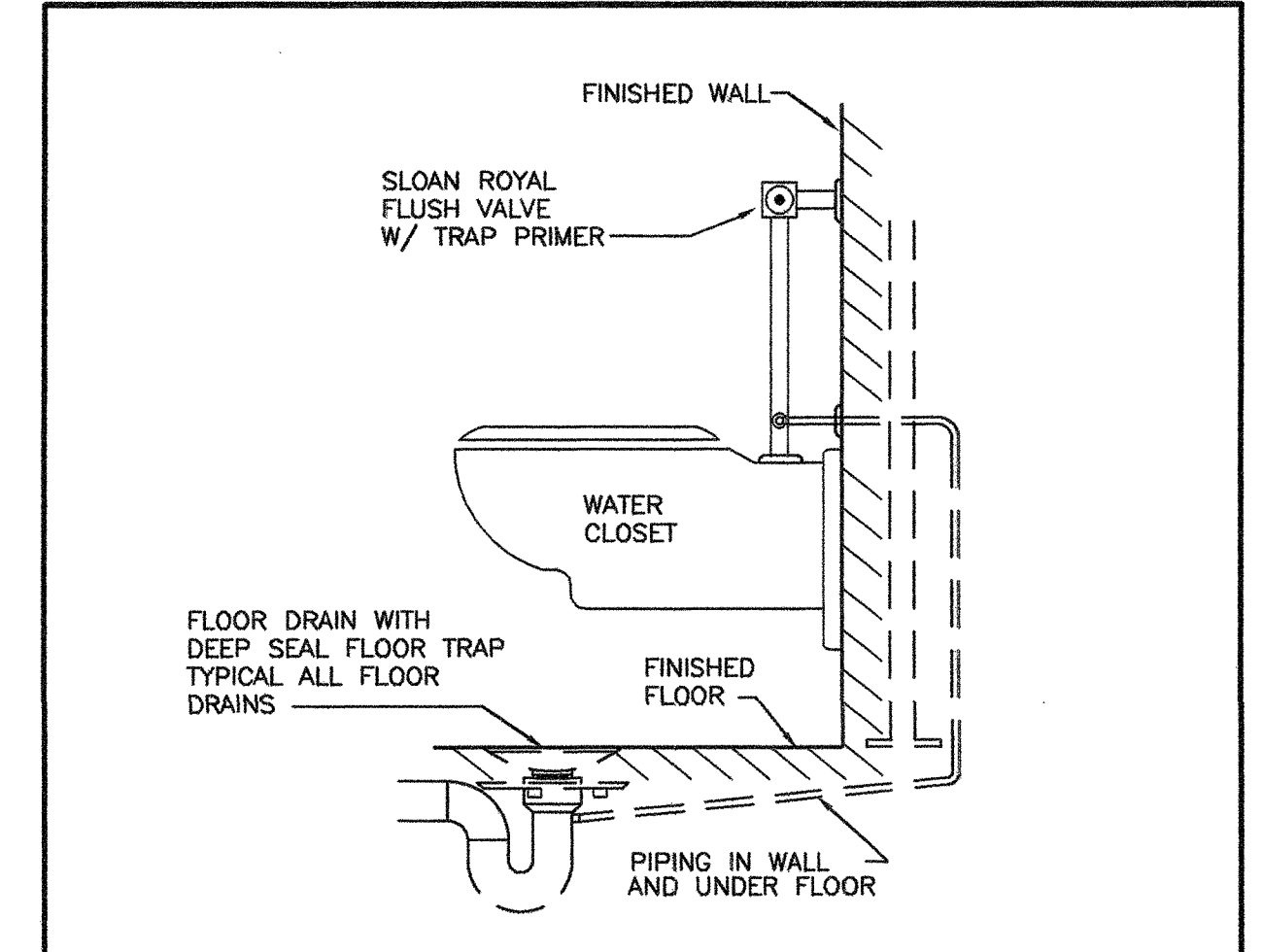
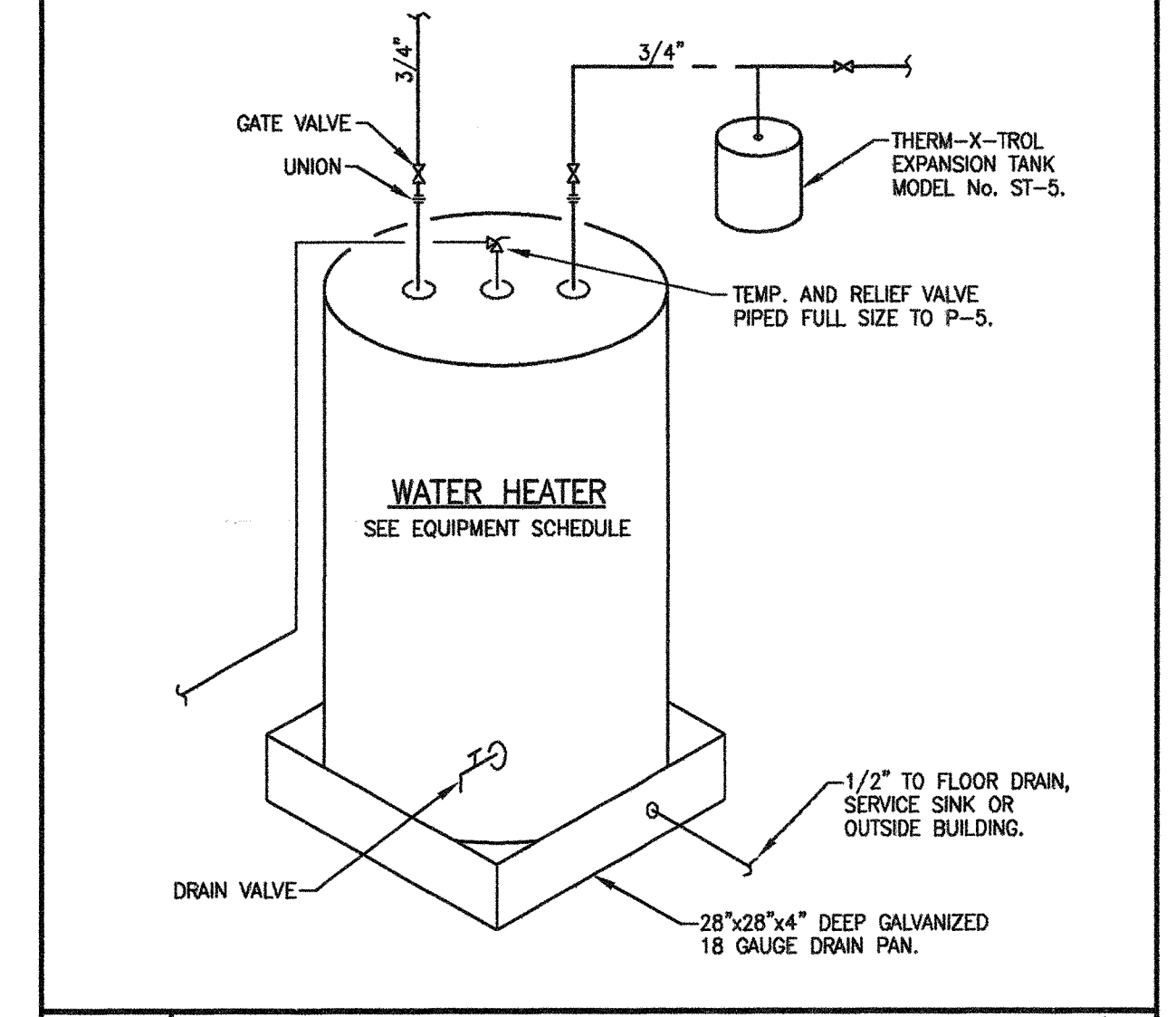


ROOM	SCHEDULE
100	GENERAL SALES
101	ENT. VESTIBULE
102	FITTING ROOM
103	STOCK ROOM
104	CORRIDOR
105	MALE RESTROOM
106	FEMALE RESTROOM
107	DISPLAY STORAGE
108	JANITOR
109	MARKING/RECEIVING
110	ASSOC. ENTRANCE
111	COAT/LOCKER
112	ASSOC. LOUNGE
113	ASM UTILITY
114	CORRIDOR
115	MANAGER OFFICE
116	CASH/AUDIT
117	CORNER/MAIL ROOM
118	TRAINING ROOM
119	FITTING ROOM
120	STOCK
121	STOCK/ELECTRICAL
122	FITTING ROOMS
123	CORRIDOR
124	STOCK
125	CORRIDOR
126	STOCK
127	ELECTRICAL ROOM
128	STOCK
129	STOCK
130	CORRIDOR
131	FITTING ROOMS
132	FITTING ROOMS
133	STOCK
134	STOCK
135	STOCK
136	FITTING ROOMS



3 TRAP PRIMER DETAIL  
P-2 NO SCALE

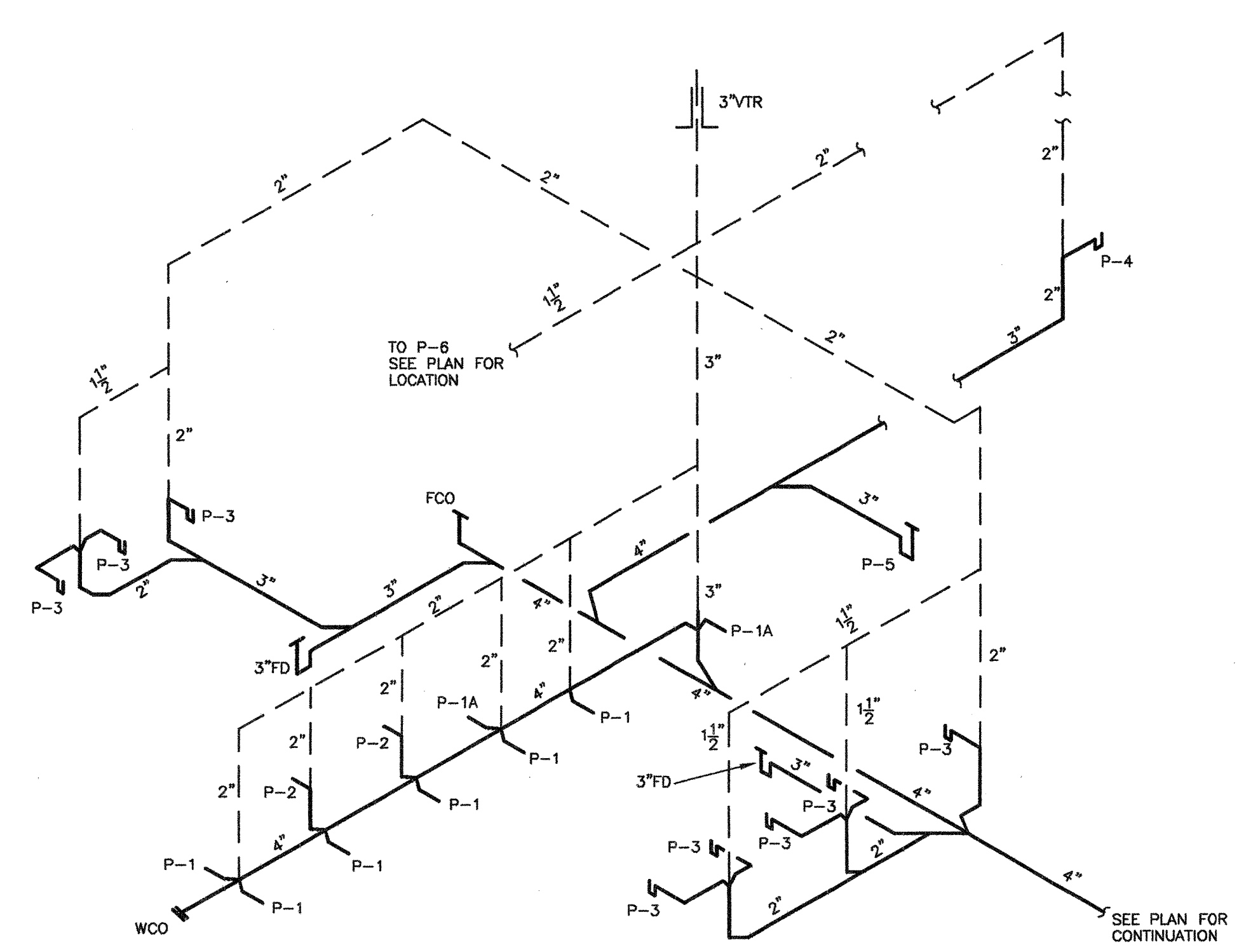


4 WATER HEATER DETAIL  
P-2 NO SCALE

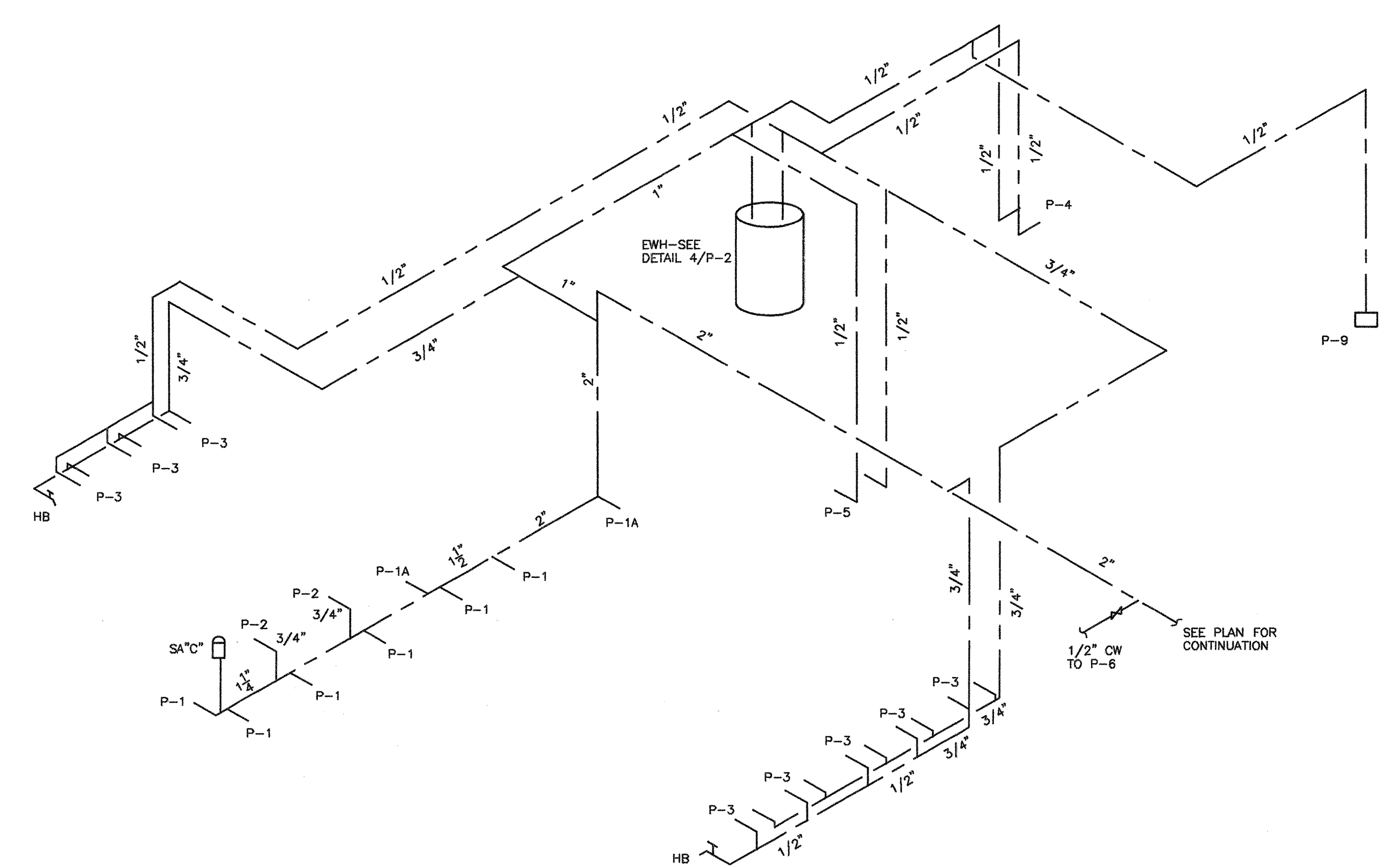
PLUMBING LEGEND	
---	COLD WATER PIPING (C.W.)
---	HOT WATER PIPING (H.W.)
---	WASTE PIPING (W.)
---	EXISTING COLD WATER PIPING
---	VENT PIPING (V.)
○	FLOOR CLEANOUT
⊠	FLOOR DRAIN (F.D.)
⊢	VENT THRU ROOF (V.T.R.)
⊥	WALL HYDRANT (W.H.)

PLUMBING EQUIPMENT SCHEDULE  
WATER HEATER - STATE MODEL NO. PX-30-2015, 30 GAL. STORAGE, 4.5 KW, 208 VOLT, SINGLE PHASE, COMPLETE W/ STATE SERIES ETC-2X EXPANSION TANK.

- GENERAL PLUMBING NOTES (SEE SPECIFICATIONS)
- FURNISH ALL LABOR, MATERIAL, AND EQUIPMENT REQUIRED FOR THE COMPLETION AND OPERATION OF ALL SYSTEMS IN THIS SECTION OF WORK IN ACCORDANCE WITH ALL APPLICABLE CODES.
  - FURNISH AND INSTALL COMPLETE SYSTEMS OF SOIL, WASTE, AND VENT PIPING FROM ALL PLUMBING FIXTURES, AND/OR OTHER EQUIPMENT.
  - SUBJECT TO LOCAL CODE REQUIREMENTS, SOIL, WASTE AND VENT PIPING SHALL BE STANDARD WEIGHT CAST IRON NO HUB PIPE AND FITTINGS EXCEPT THAT SOIL, WASTE AND VENT PIPING UNDER 2 INCHES IN SIZE ABOVE GROUND MAY BE GALVANIZED STEEL PIPE WITH GALVANIZED MALLEABLE DRAINAGE TYPE FITTINGS.
  - CLEANOUT PLUGS SHALL BE INSTALLED IN ACCORDANCE WITH PLUMBING CODE REQUIREMENTS AT EACH CHANGE IN DIRECTION. CLEANOUTS SHALL BE PLACED IN READILY ACCESSIBLE LOCATIONS.
  - FURNISH AND INSTALL A COMPLETE SYSTEM OF HOT AND COLD WATER, AND WASTE PIPING FROM EXISTING SUPPLIES TO ALL FIXTURES AND/OR EQUIPMENT REQUIRING THIS SERVICE. VERIFY LOCATION OF BEGINNING POINTS.
  - WATER SUPPLY PIPING CONCEALED WITHIN THE BUILDING AND ABOVE THE GROUND SHALL BE TYPE L HARD DRAWN COPPER TUBING. SEE SPECIFICATIONS FOR INSULATION.
  - (OPTION) TO NOTE #3 - WHERE CODE PERMITS BELOW GRADE LINES MAY BE CAST IRON BELL AND SPIGOT WITH RUBBER GASKET JOINTS.
  - ALL CUTTING, PATCHING OF SLAB, ROOF OR OTHER BUILDING COMPONENTS TO BE BY THE GENERAL CONTRACTOR, UNLESS OTHERWISE NOTED IN SPECIFICATIONS.
  - ALL PIPING SHALL BE HUNG FROM THE STRUCTURAL STEEL. PIPE HUNG FROM BAR JOIST SHALL BE HUNG AT PANEL POINTS. ANY PIPING ABOVE 4" IN SIZE RUNNING PARALLEL TO JOIST MUST BE SUPPORTED FROM ANGLES BETWEEN 2 JOIST.



1 WASTE & VENT PIPING  
P-2 NOT TO SCALE



2 HOT & COLD WATER PIPING  
P-2 NOT TO SCALE

RPDC RETAIL PLANNING DESIGN GROUP  
 ARCHITECTURE, INTERIOR PLANNING & DESIGN, CONSTRUCTION ADMINISTRATION FOR RETAIL STORES  
 2801 WEST TULSA ROAD • CINCINNATI, OH • 513-251-2500 • FAX 513-251-2501

DAVID N. SHULTZ, P.E.  
 CONSULTANT  
 54119  
 2801 WEST TULSA ROAD • CINCINNATI, OH • 513-251-2500

PROJECT: BELLSROADS MALL  
 CINCINNATI, OH  
 WALMART CONNECTION

SHEET TITLE: PLUMBING FLOOR PLAN-PART B  
 RISERS, NOTES & SCHEDULES

GROUP	REVISION	DATE
1		
2		
3		
4		

REGISTERED ARCHITECT  
 STATE OF OHIO  
 DAVID N. SHULTZ  
 54119  
 REGISTERED PROFESSIONAL ENGINEER  
 STATE OF OHIO

EXPIRATION: 7/31/99  
 AFFIXED: 2/17/99

2-5-99

P-2  
 OF 3 SHEETS