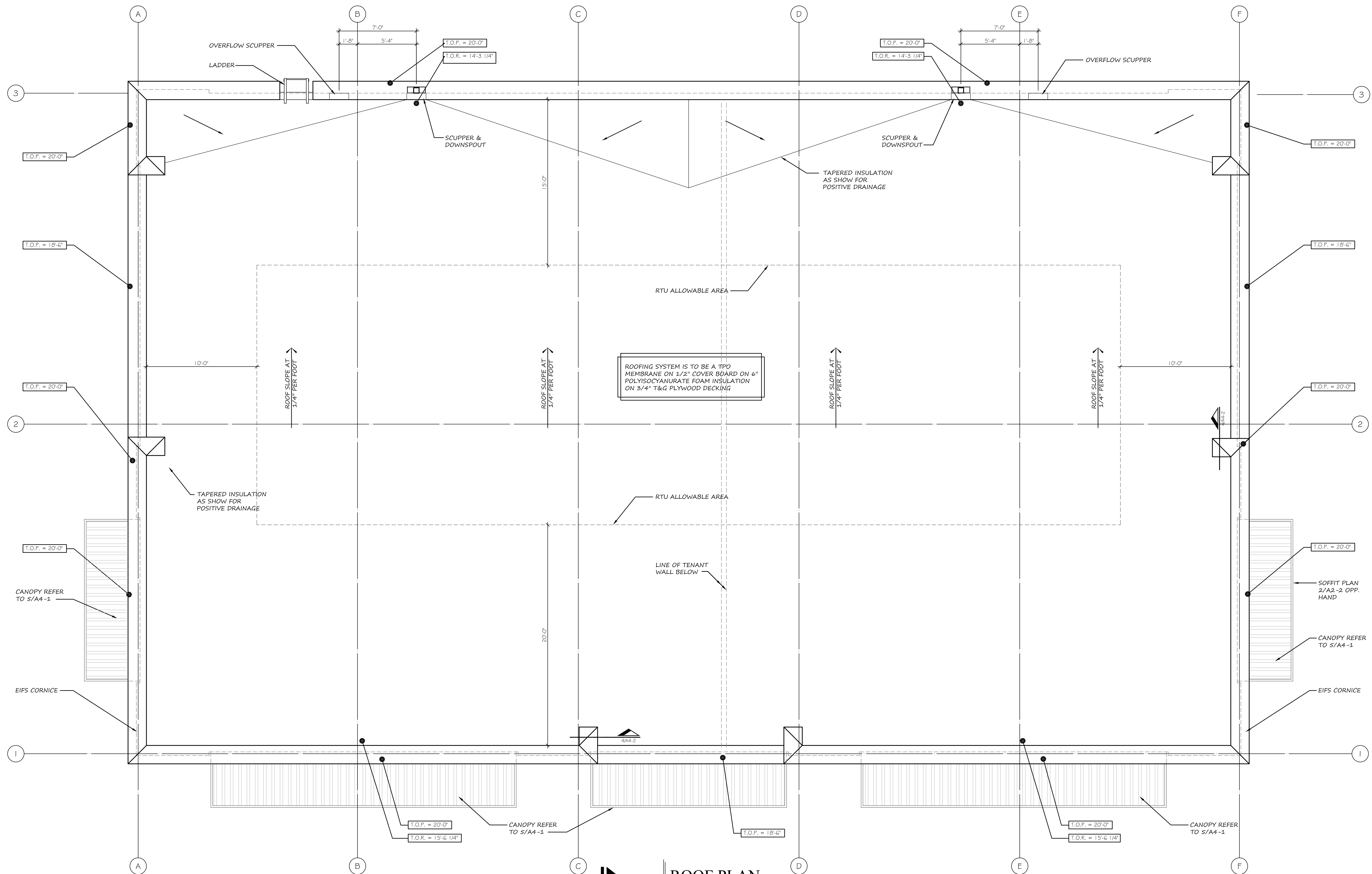
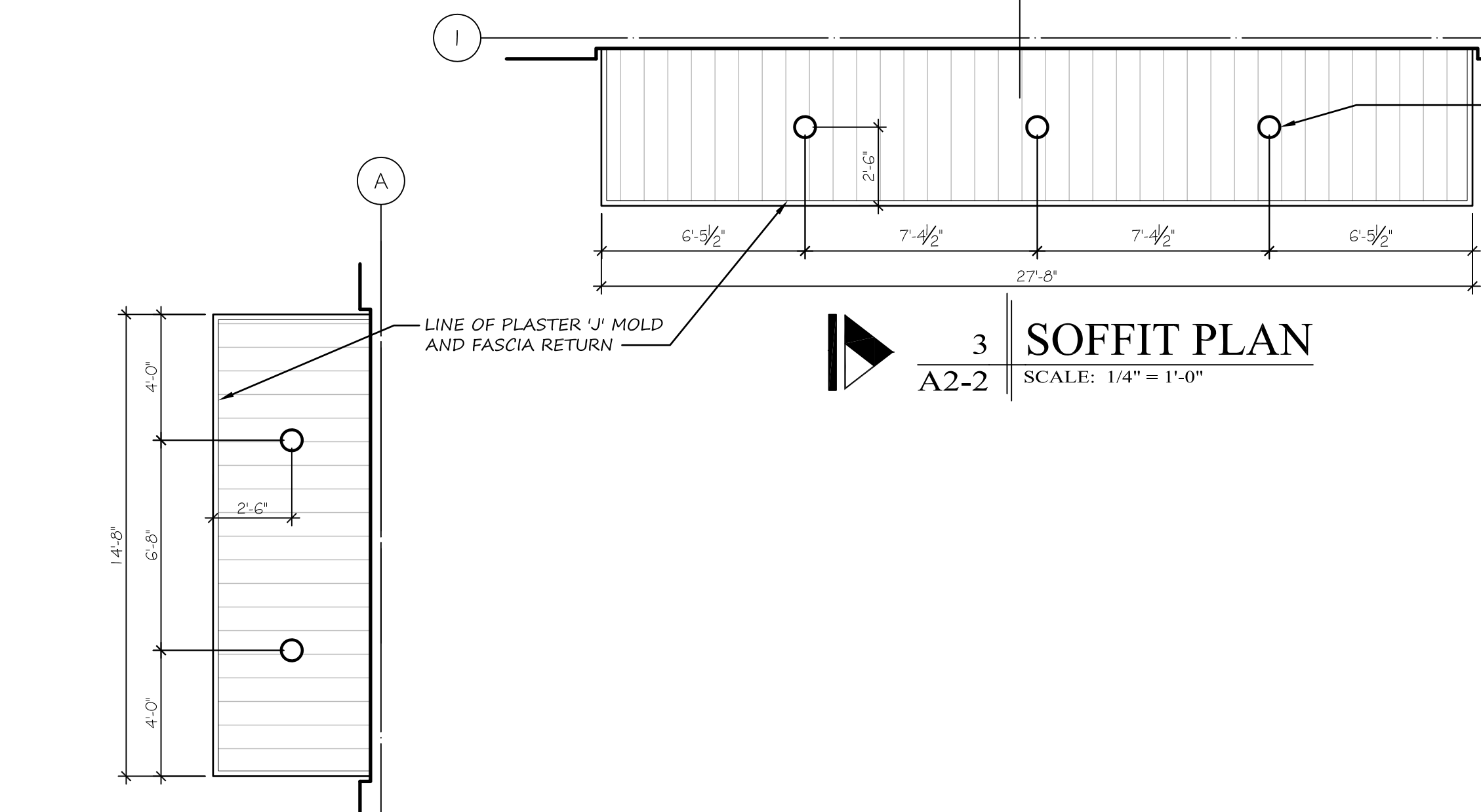


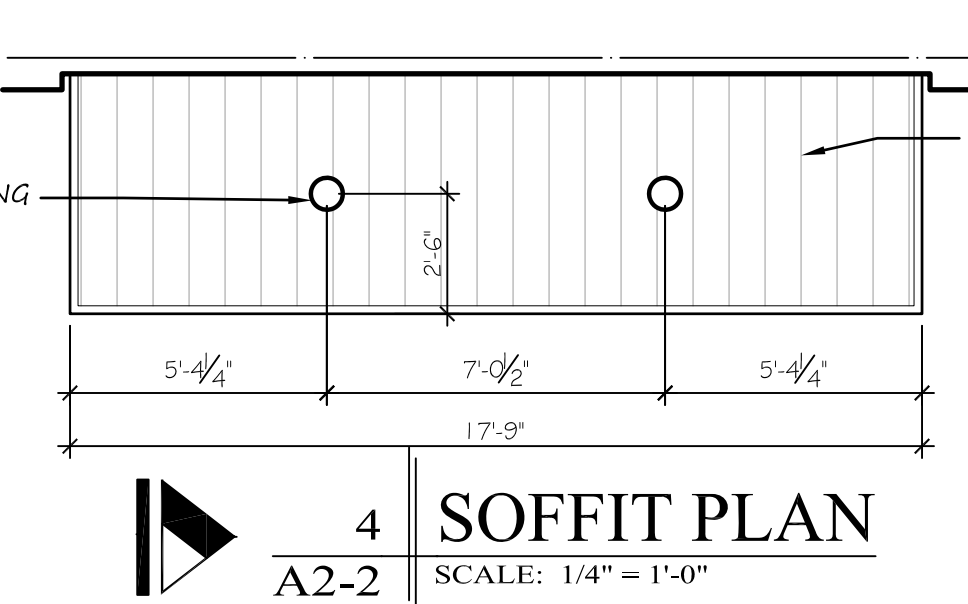
Z:\18-14-05-CRM-PAD\02-DRAWINGS\03-PLT\A2-2 ROOF PLAN & DETAILS.DWG 10/11/2016 10:14:58 AM RW



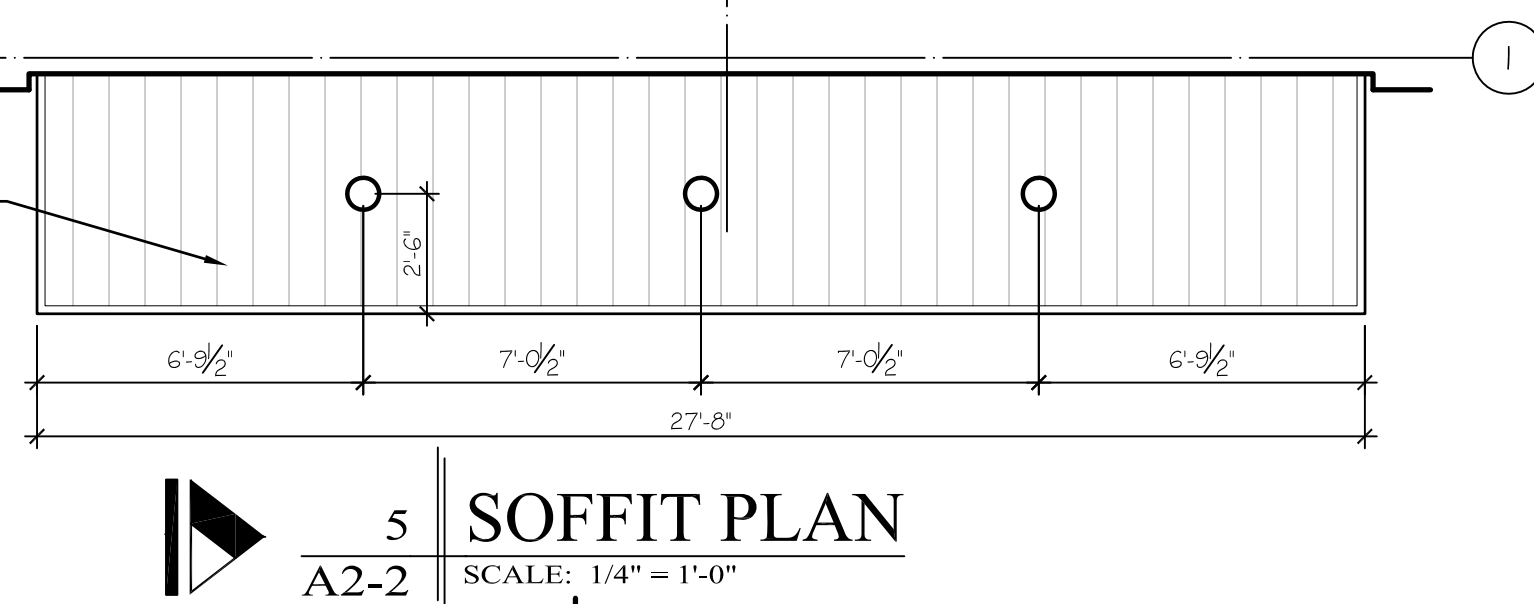
**1 ROOF PLAN**  
SCALE: 1/4" = 1'-0"



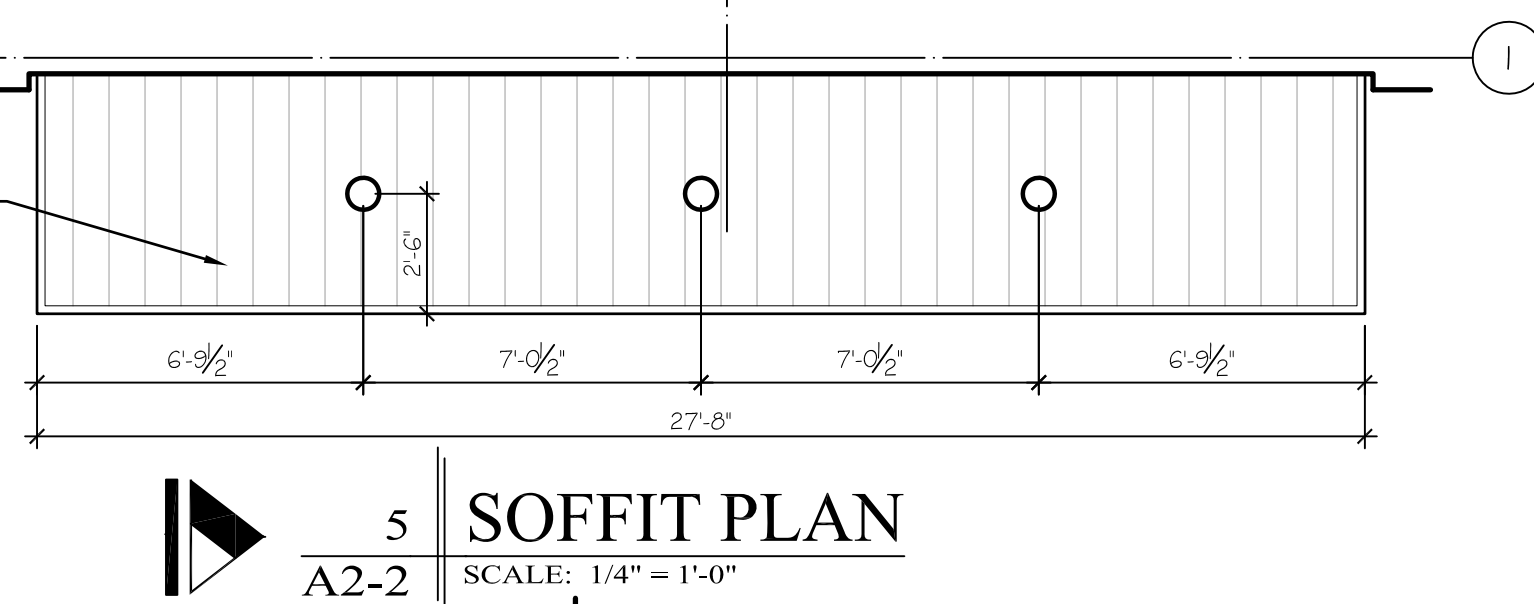
**2 SOFFIT PLAN**  
SCALE: 1/4" = 1'-0"



**3 SOFFIT PLAN**  
SCALE: 1/4" = 1'-0"



**4 SOFFIT PLAN**  
SCALE: 1/4" = 1'-0"



**5 SOFFIT PLAN**  
SCALE: 1/4" = 1'-0"

**ROOF NOTES:**

1. NEW 60 MIL TPO ROOF MEMBRANE INSTALLED PER MANUFACTURES SPECIFICATIONS
2. ROOF SYSTEM INCLUDES 1/2" COVER BOARD (R2.5) ON 6" RIGID INSULATION (R34) ON 5/4" T&G PLYWOOD DECKING. ROOF CONSTRUCTION TO BE A MINIMUM OF R36.
3. ROOF INCLUDES (2) 8"x20" SCUPPERS EACH CONNECTED TO 6" SQUARE DOWNSPOUTS AND (2) 8"x20" OVERFLOW SCUPPERS.
4. H.V.A.C. EQUIPMENT CURBS TO HAVE CRICKETS ON UP SLOPE SIDE STRIPPED INTO ROOF MEMBRANE TO ENSURE PROPER DRAINAGE AROUND CURBS.
5. EQUIPMENT TO HAVE WALK BOARDS OR WALK PADS ON ALL FOUR SIDES.
6. PROVIDE ROLLER TYPE SUPPORTS AT 12'-0" O.C. FOR ALL PIPING EXCEEDING 2" DIAMETER, AND PROVIDE WALK BOARD OR WALK PAD UNDER EACH ROLLER SUPPORT.
7. PROVIDE WALK BOARDS OR WALK PAD MATERIAL UNDER BLOCKING FOR CONDUIT AND PIPING ON ROOF.
8. TOP OF ROOF AND PARAPET ELEVATIONS ARE SHOWN IN FEET AND INCHES FROM THE LINE OF LEVEL AT FINISH FLOOR BELOW.
9. ROOF TOP UNITS WILL REQUIRE A STRUCTURAL ENGINEERS REVIEW FOR WIEGHT PRIOR TO INSTALLATION.

REVISED TO LOWER  
SLAB ELEVATION

**WINDLE + VOLPE**  
ARCHITECTS  
165 WINDMILL DRIVE  
HOUSTON, TEXAS 77024  
PH 713-955-1390



**PAD BUILDING AT THE  
CROSSROADS MALL  
GREENVILLE, TEXAS**  
**GREENVILLE PROPERTIES LTD.**  
GREENVILLE, TEXAS

DATE: 10/21/16  
PROJECT NO.: 05-14-05  
DRAWN BY:

**ROOF PLAN & DETAILS**

**A2-2**